



Foreign Exchange Assets and Liabilities of Non-Financial Companies

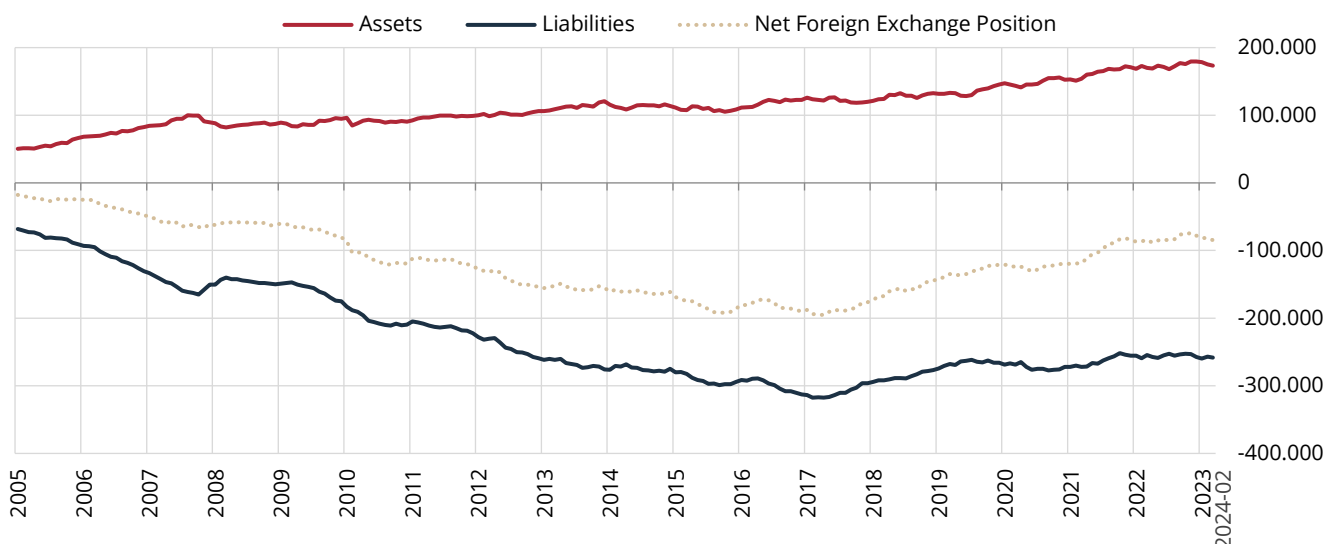
Data Governance and Statistics Department

FEBRUARY 2024

Evaluations

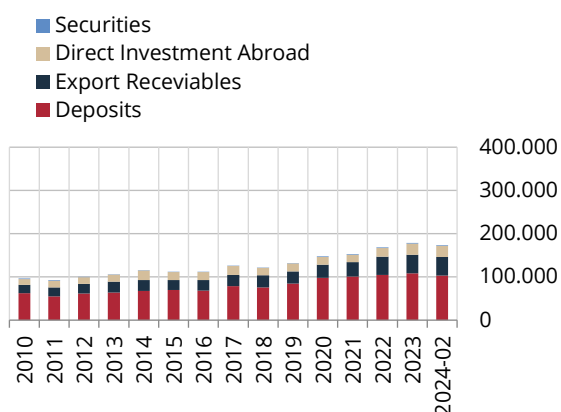
According to the table of Foreign Exchange Assets and Liabilities of Non-Financial Companies as of February 2024, assets decreased by 1,603 million USD while liabilities increased by 1,319 million USD, compared to January 2024. Accordingly, Net Foreign Exchange Deficit recorded 84,751 million USD indicating an increase of 2,922 million USD compared to January 2024 (Graph 1).

Graph 1. Net Foreign Exchange Position - Assets and Liabilities (Million USD)

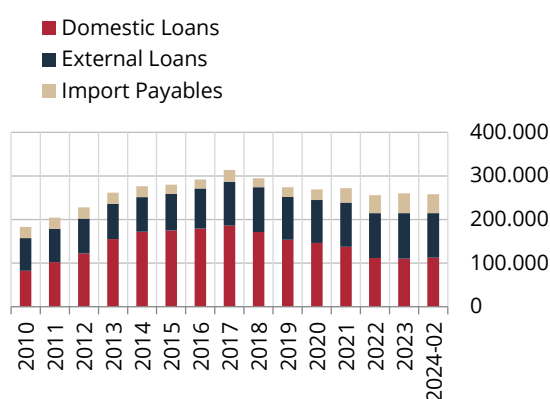


On the asset side; while deposits held by domestic banks and export receivables decreased by 1,849 million USD and 155 million USD respectively, direct investments abroad and securities increased by 365 million USD and 36 million USD respectively, compared to January 2024. Accordingly, assets recorded a decrease by 1,603 million USD (Graph 2). On the liability side; while, domestic loans increased by 1,991 million USD, import payables and external loans (excluding trade credits) decreased by 592 million USD and 80 million USD respectively compared to January 2024. Accordingly, liabilities recorded an increase of 1,319 million USD (Graph 3).

Graph 2. Composition of Assets (Million USD)

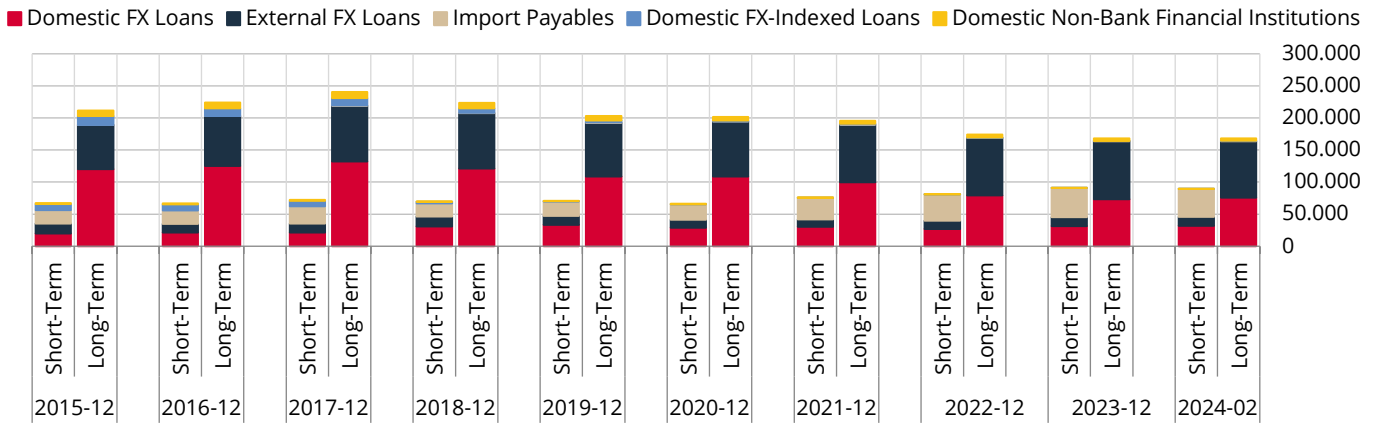


Graph 3. Composition of Liabilities (Million USD)



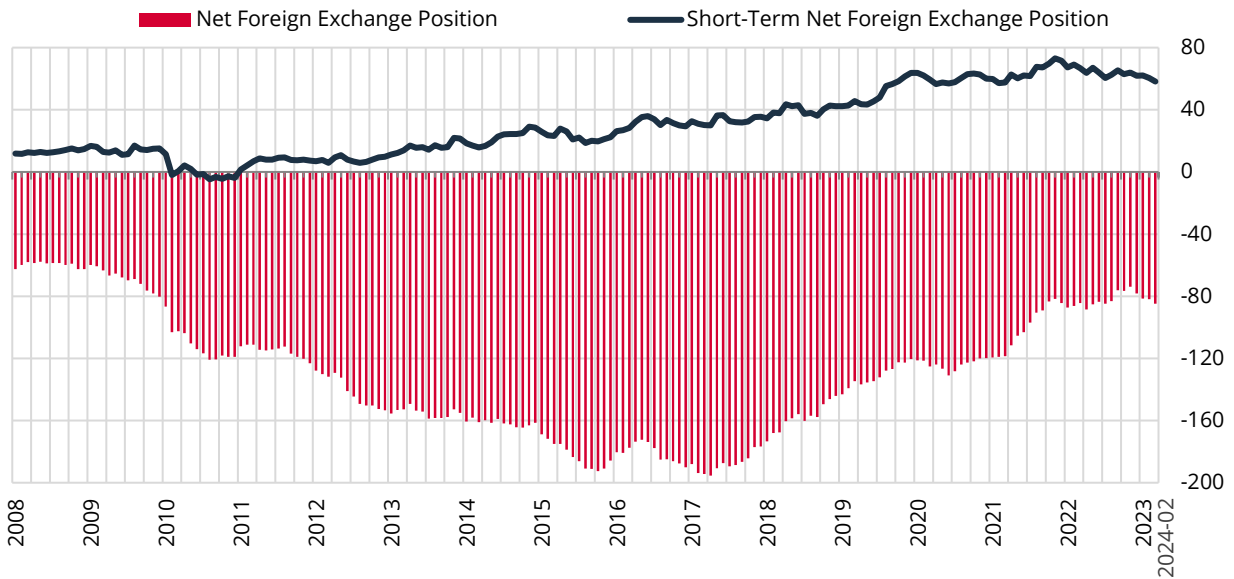
In February 2024, short-term domestic loans increased by 339 million USD, while long-term domestic loans increased by 1,652 million USD compared to January 2024. Short-term external loans decreased by 60 million USD, while long-term external loans decreased by 611 million USD (Graph 4).

Graph 4. Maturity Breakdown of Liabilities (Million USD)



In February 2024, short-term assets recorded 147,597 million USD while short-term liabilities recorded 89,464 million USD. Accordingly, Short-Term Foreign Exchange Surplus recorded 58,132 million USD indicating a decrease of 2,247 million USD compared to January 2024 (Graph 5). The share of the short-term liabilities in total liabilities is 35 percent (Graph 6).

Graph 5. Short-Term Net Foreign Exchange Position (Million USD)



Graph 6. Share of the Short-Term Liabilities in Total Liabilities (%)

